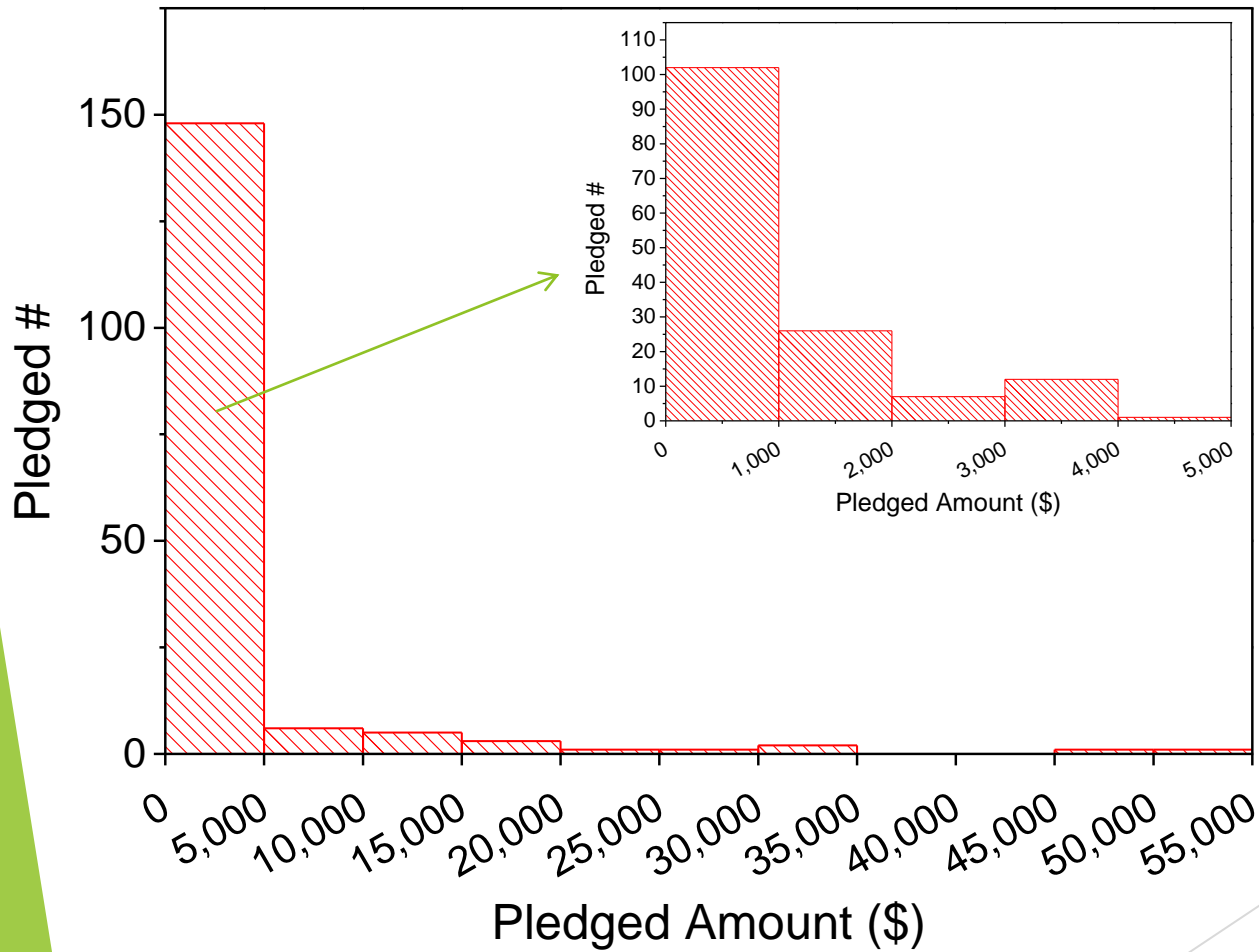
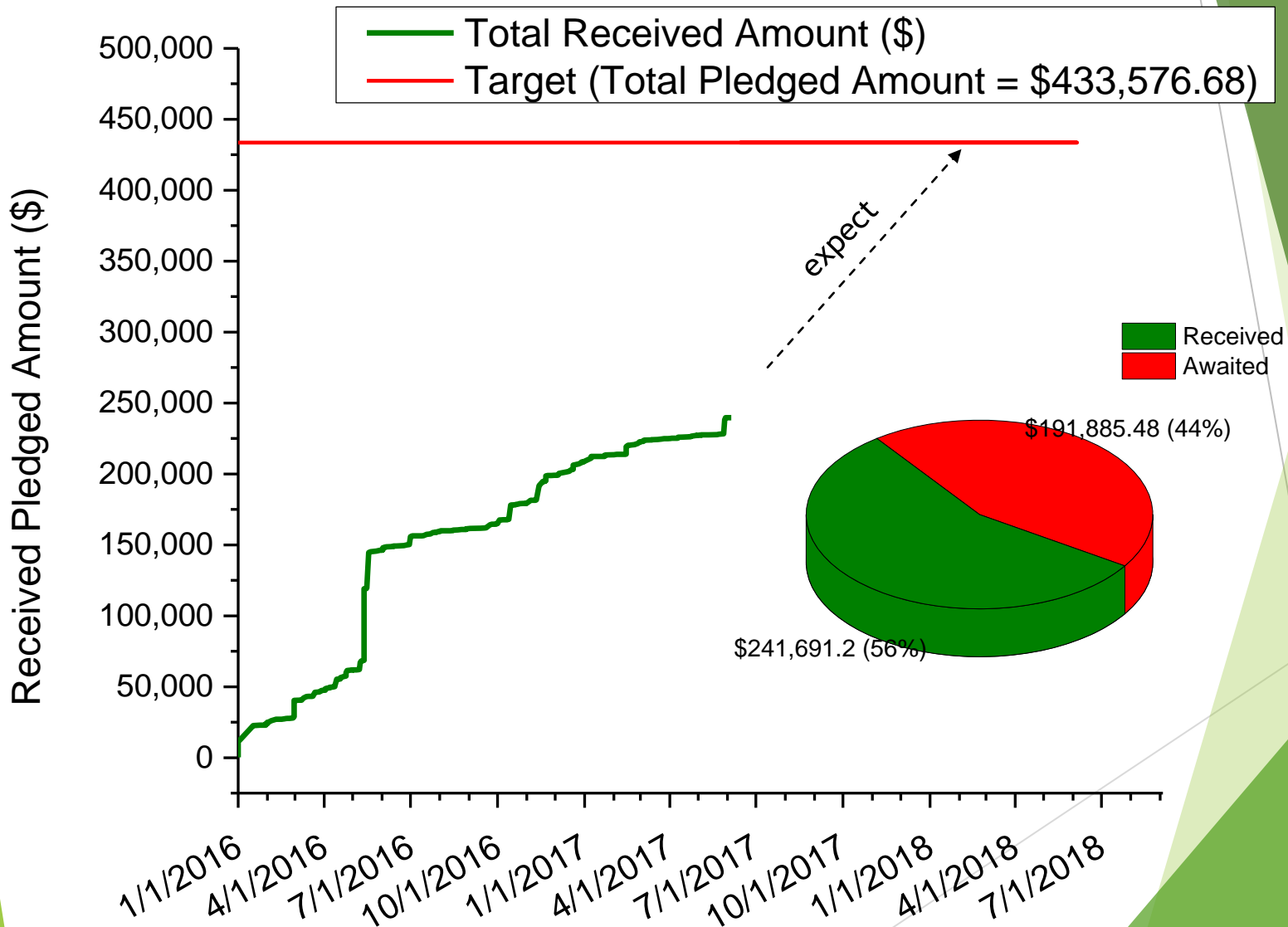


- 168 people/ families/ foundations/ companies have pledged total \$433,576.68 for Capital Campaign







Pledged Amount \$ between		Pledged #	
\$0.00	- \$1,000.0	102	61%
\$1,000.00	- \$2,000.0	26	15%
\$2,000.00	- \$3,000.0	7	4%
\$3,000.00	- \$4,000.0	12	7%
\$4,000.00	- \$5,000.0	1	1%
\$5,000.00	- \$6,000.0	4	2%
\$7,000.00	- \$8,000.0	2	1%
\$10,000.00	- \$11,000.0	4	2%
\$12,000.00	- \$13,000.0	1	1%
\$15,000.00	- \$16,000.0	3	2%
\$20,000.00	- \$21,000.0	1	1%
\$25,000.00	- \$26,000.0	1	1%
\$30,000.00	- \$31,000.0	2	1%
\$45,000.00	- \$46,000.0	1	1%
\$50,000.00	- \$51,000.0	1	1%

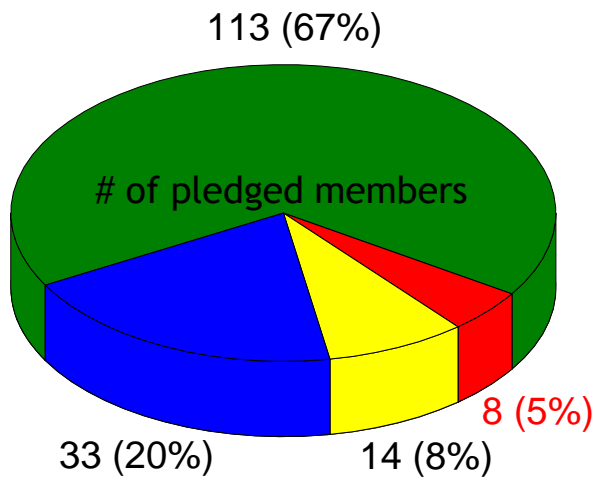
- As of June 14th 2017, \$241,691.2 (56% of total pledged) has been received



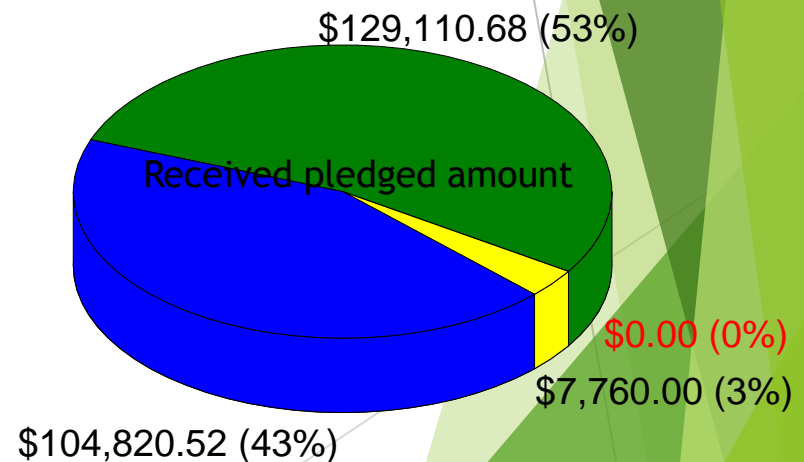
- 8 (5%) have given nothing, and 14 (8%) have given less than 1/3 of their pledges to date **1** **2**
- 33 (20%) given more than 1/3 of their pledges to date **3**

- 113 (67%) people/ families/ foundations/ companies have fulfilled their pledges **4**

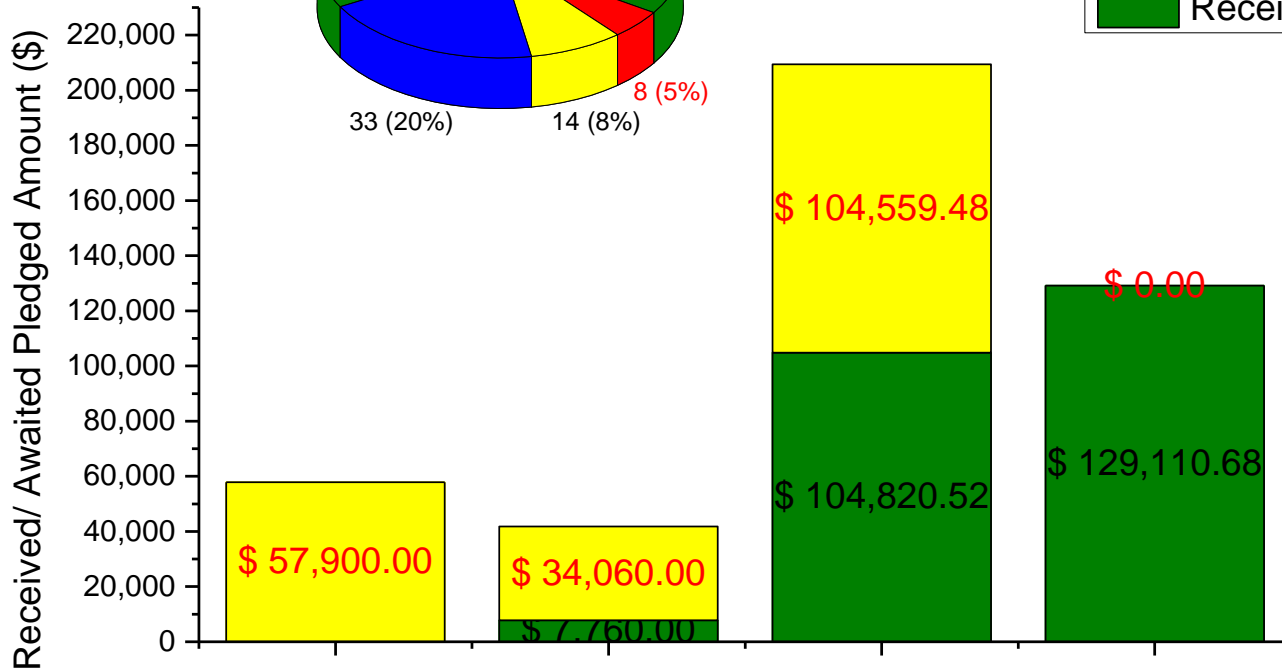
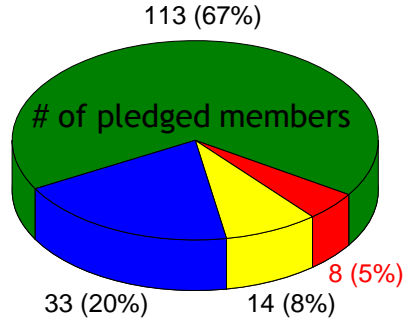
-  (1) Given nothing to date
-  (2) Received less than 1/3 of their pledges to date
-  (3) Received more than 1/3 of their pledges to date
-  (4) Fulfilled their pledges



\$ amount →



- (1) Given nothing to date
- (2) Received less than 1/3 of their pledges to date
- (3) Received more than 1/3 of their pledges to date
- (4) Fulfilled their pledges



(1) Given nothing to date

(2) Received less than 1/3 of their pledges to date

(3) Received more than 1/3 of their pledges to date

(4) Fulfilled their pledges